

GRANBY GOVERNORS

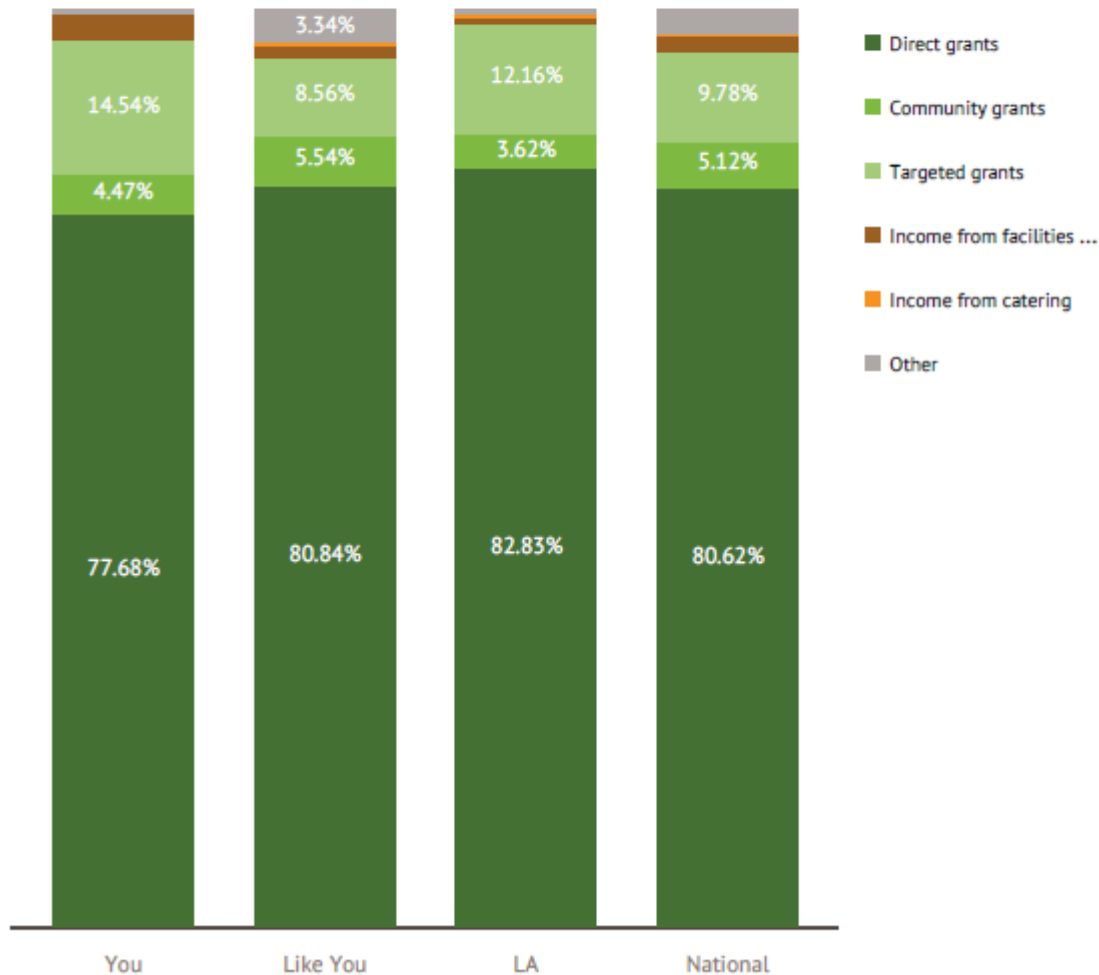
The following information is taken from the Arbor Financial Benchmarking report for Granby Primary School 2020-2021.

How much income does Granby get and from what sources?

How Granby Primary School received £5,847 per pupil

Compared to schools like you: Granby Primary School receives 1.8% more from grant funding and 1.2% more from self generated funding. In particular, Granby Primary School receives noticeably more in targeted grants and income from facilities and services, and noticeably less in direct grants and community grants.

Compared to the national average for primary schools: Granby Primary School receives 1.2% more from grant funding and 0.9% more from self generated funding. In particular, Granby Primary School receives noticeably more in targeted grants and income from facilities and services, and noticeably less in direct grants and community grants.

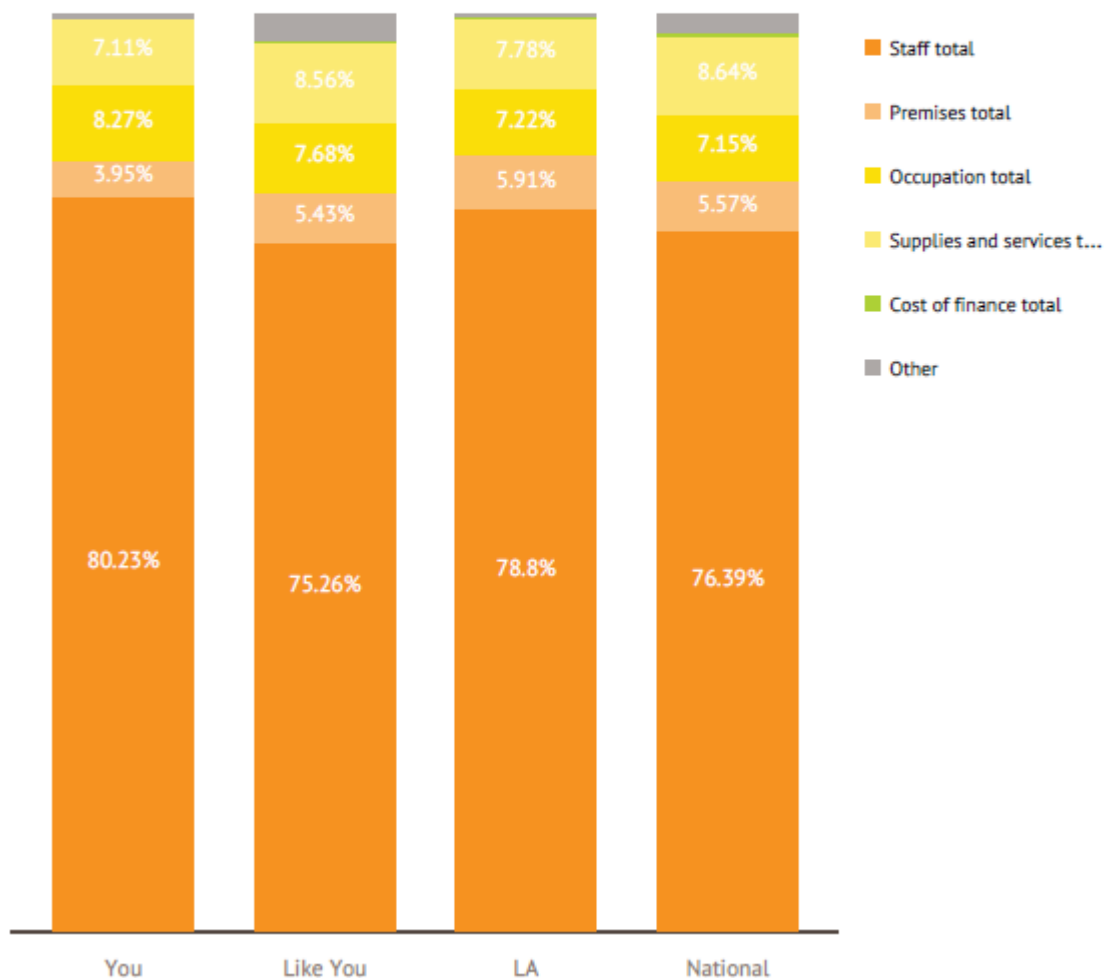


How does Granby spend its funds, compared to other similar schools?

How Granby Primary School spent £5,223 per pupil

Compared to schools like you: Granby Primary School spends 5.0% more on staff, 0.6% more on occupation, 1.5% less on supplies and services, 1.5% less on premises and 0.3% less on finance. In particular, Granby Primary School spends noticeably more on staff total and occupation total, and noticeably less on premises total and supplies and services total.

Compared to the national average for primary schools: Granby Primary School spends 3.8% more on staff, 1.1% more on occupation, 1.5% less on supplies and services, 1.6% less on premises and 0.3% less on finance. In particular, Granby Primary School spends noticeably more on staff total and occupation total, and noticeably less on premises total and supplies and services total.



How much income does Granby get from Leicester City Council?

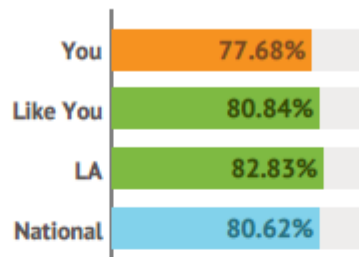
Grant Funding

From Leicester

Direct Grants as a Percentage of Total Funds

77.68%

▲ 1.11% from 2019/20
▼ 0.50% from 2018/19
📊 77.48% 3 year average

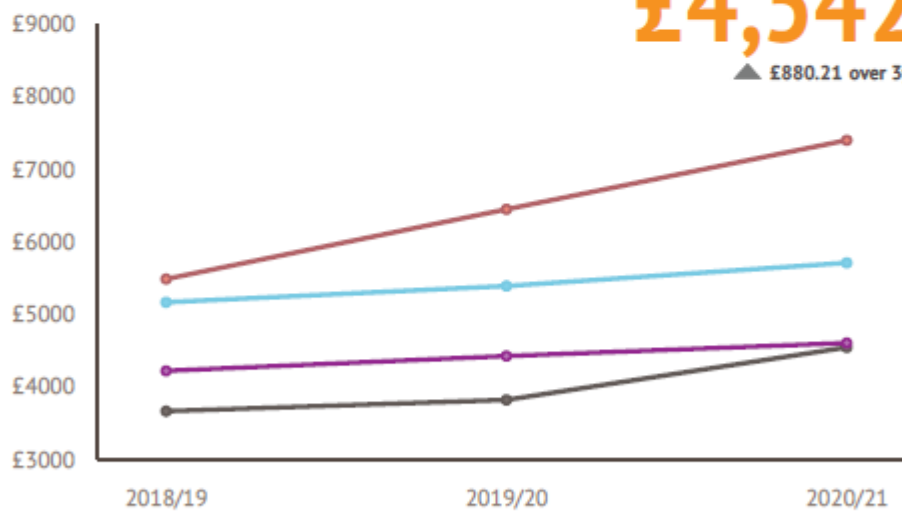


Granby Primary School received 77.68% of total income as Direct grants, putting the school in the lowest 13% of schools like you, the lowest 17% of primary schools in Leicester and the lowest 15% of primary schools nationwide.

Last year, Granby Primary School received £2,080,243 or £4,542 per pupil from direct grants. This is an increase of 19% from 2019/2020 and an increase of 19% from 2018/2019.

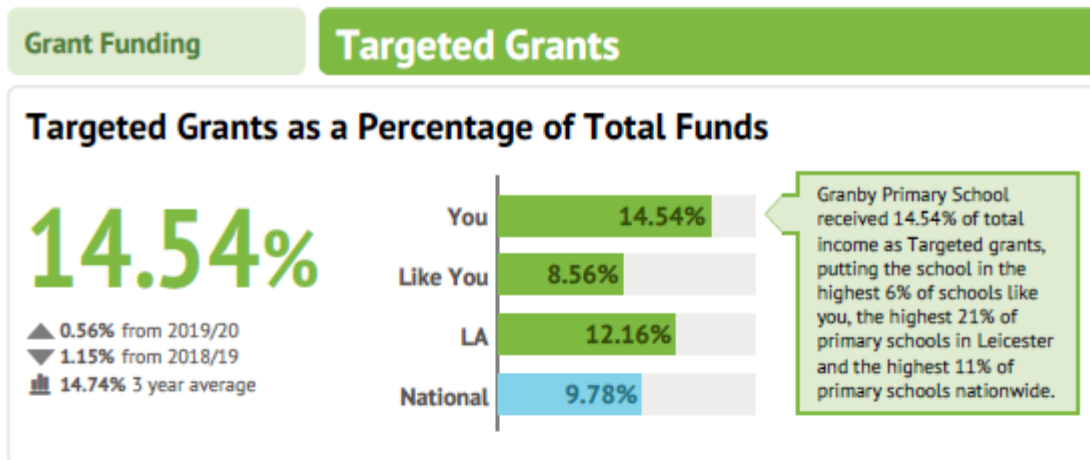
£4,542.02

▲ £880.21 over 3yrs

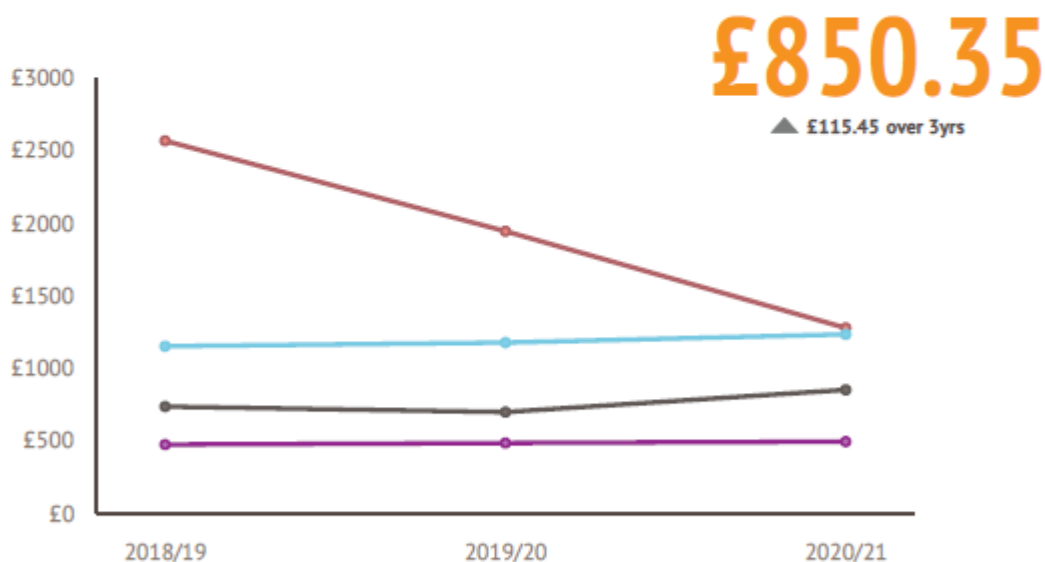


Key	2018/19	2019/20	2020/21	Trend
— School	£3,661.81	£3,817.49	£4,542.02	▲ £880.21
— Like You	£4,217.78	£4,422.28	£4,602.22	▲ £384.44
— LA	£5,484.20	£6,446.03	£7,398.46	▲ £1,914.26
— National	£5,163.94	£5,388.02	£5,707.61	▲ £543.67

How much income does Granby get from targeted grants?



Last year, Granby Primary School received £389,458 or £850 per pupil from targeted grants. This is an increase of 22% from 2019/2020 and an increase of 14% from 2018/2019.



Key	2018/19	2019/20	2020/21	Trend
— School	£734.90	£697.18	£850.35	▲ £115.45
— Like You	£472.86	£483.75	£493.30	▲ £20.44
— LA	£2,567.97	£1,944.12	£1,277.24	▼ -£1,290.73
— National	£1,151.15	£1,176.19	£1,233.03	▲ £81.88

How much was Granby able to generate from offering services such as before and after school club, extended nursery, etc?

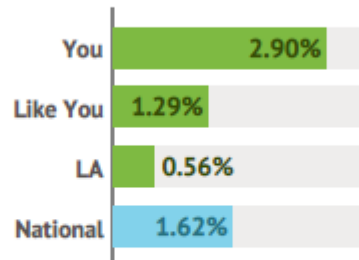
Self-generated Funding

Income from Facilities & Services

Income from Facilities and Services as a Percentage of Total Funds

2.90%

- ▼ 2.16% from 2019/20
- ▼ 1.45% from 2018/19
- 🏠 4.10% 3 year average

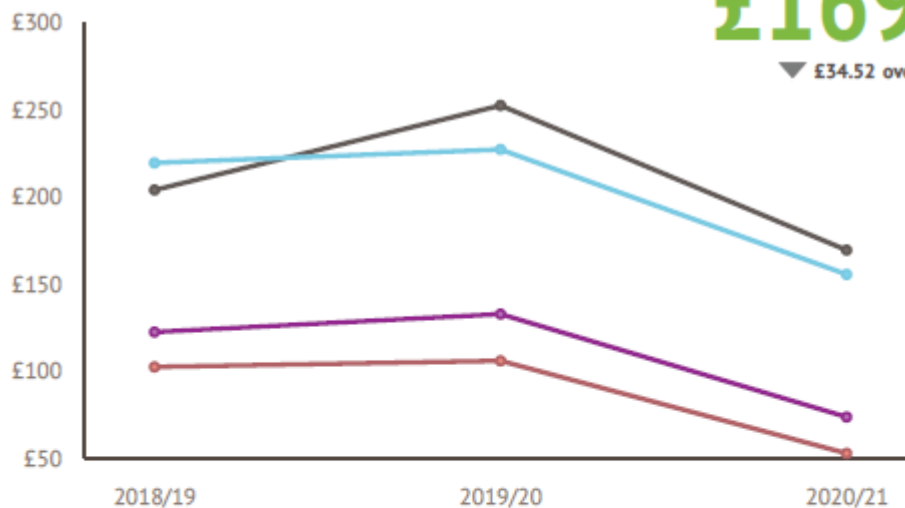


Granby Primary School received 2.90% of total income as facilities & services, putting the school in the highest 8% of schools like you, the highest 0% of primary schools in Leicester and the highest 14% of primary schools nationwide.

Last year, Granby Primary School received £77,555 or £169 per pupil from facilities & services. This is a decrease of 33% from 2019/2020 and a decrease of 20% from 2018/2019.

£169.33

▼ £34.52 over 3yrs



Key	2018/19	2019/20	2020/21	Trend
School	£203.85	£252.41	£169.33	▼ -£34.52
Like You	£122.30	£132.60	£73.51	▼ -£48.79
LA	£102.28	£105.78	£52.64	▼ -£49.64
National	£219.44	£227.12	£155.40	▼ -£64.04

How much does Granby spend on teaching staff?

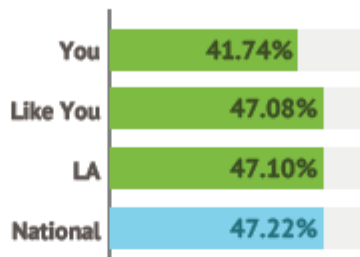
Staff

Teaching Staff

Spend on Teaching Staff as a Percentage of Total Spend

41.74%

- ▲ 1.12% from 2019/20
- ▼ 1.40% from 2018/19
- 41.83% 3 year average

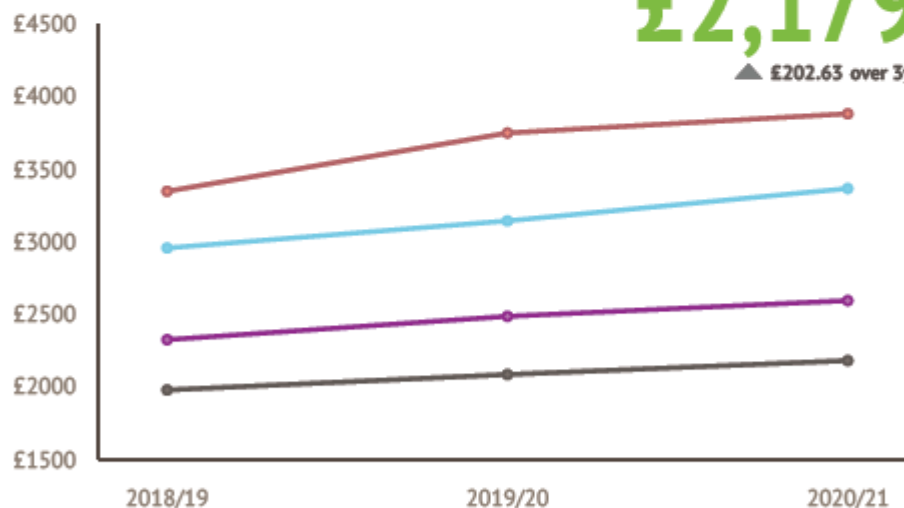


Teaching staff accounted for 41.74% of total expenditure at Granby Primary School last year. This puts the school in the lowest 11% of similar schools, the lowest 16% in Leicester, and the lowest 16% of primary school nationally.

Last year, Granby Primary School spent £998,310 or £2,180 per pupil on teaching staff. This is an increase of 5% from 2019/2020 and an increase of 9% from 2018/2019.

£2,179.72

▲ £202.63 over 3yrs



Key	2018/19	2019/20	2020/21	Trend
— School	£1,977.09	£2,083.75	£2,179.72	▲ £202.63
— Like You	£2,323.75	£2,484.94	£2,593.53	▲ £269.78
— LA	£3,347.14	£3,749.32	£3,881.97	▲ £534.83
— National	£2,956.21	£3,143.18	£3,366.27	▲ £410.06

How much does Granby spend on education support staff?

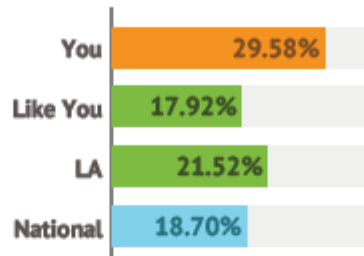
Staff

Education Support Staff

Spend on Education Support Staff as a Percentage of Total Spend

29.58%

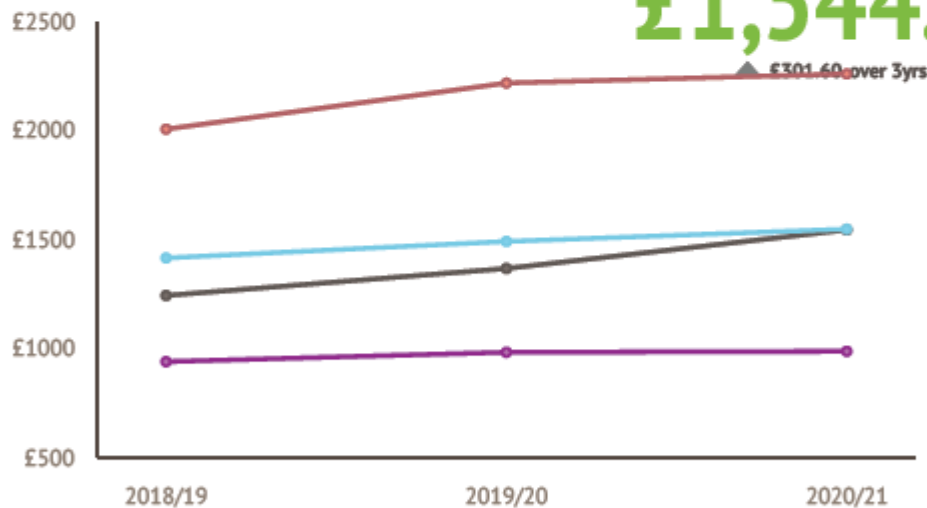
- ▲ 2.93% from 2019/20
- ▲ 2.46% from 2018/19
- 27.78% 3 year average



Education support staff accounted for 29.58% of total expenditure at Granby Primary School last year. This puts the school in the highest 0% of similar schools, the highest 11% in Leicester, and the highest 7% of primary school nationally.

Last year, Granby Primary School spent £707,507 or £1,545 per pupil on education support staff. This is an increase of 13% from 2019/2020 and an increase of 20% from 2018/2019.

£1,544.78



Key	2018/19	2019/20	2020/21	Trend
— School	£1,243.18	£1,367.39	£1,544.78	▲ £301.60
— Like You	£939.03	£982.18	£986.66	▲ £47.63
— LA	£2,008.02	£2,220.00	£2,261.98	▲ £253.96
— National	£1,415.76	£1,491.65	£1,548.27	▲ £132.51

How much does Granby spend on administrative and clerical staff?

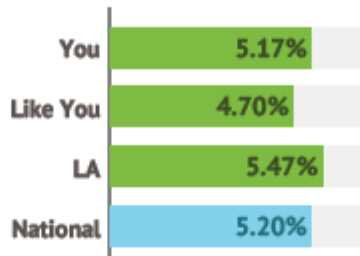
Staff

Administrative and Clerical Staff

Spend on Administrative and Clerical Staff as a Percentage of Total Spend

5.17%

- ▲ 0.74% from 2019/20
- ▲ 0.12% from 2018/19
- ▲ 4.88% 3 year average

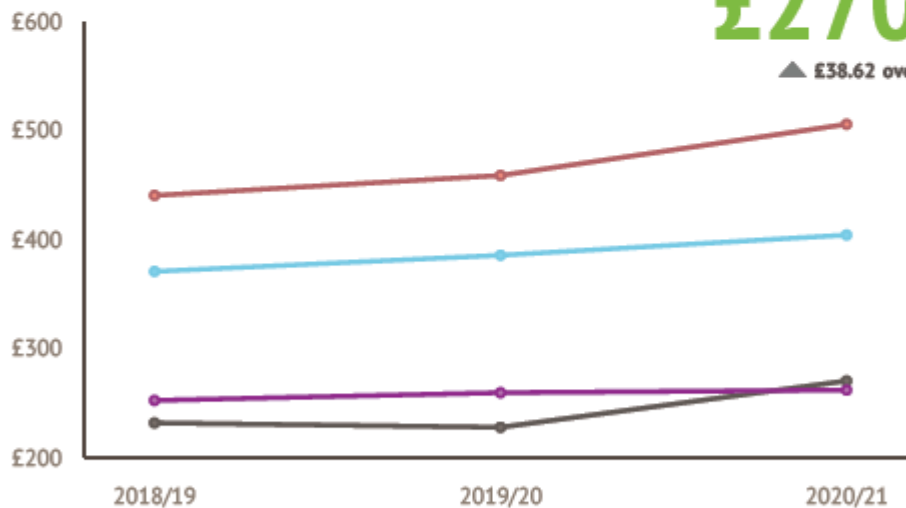


Administrative and clerical staff accounted for 5.17% of total expenditure at Granby Primary School last year. This puts the school in the highest 36% of similar schools, the highest 48% in Leicester, and the highest 45% of primary school nationally.

Last year, Granby Primary School spent £123,721 or £270 per pupil on administrative and clerical staff. This is an increase of 19% from 2019/2020 and an increase of 14% from 2018/2019.

£270.13

▲ £38.62 over 3yrs



Key	2018/19	2019/20	2020/21	Trend
School	£231.51	£227.46	£270.13	▲ £38.62
Like You	£252.17	£259.26	£261.72	▲ £9.55
LA	£440.61	£459.01	£506.09	▲ £65.48
National	£370.73	£385.62	£404.25	▲ £33.52

What does Granby spend on premises staff?

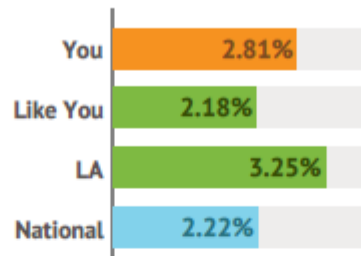
Premises

Premises Staff

Premises Staff as a Percentage of Total Spend

2.81%

- ▲ 0.17% from 2019/20
- ▲ 0.14% from 2018/19
- 2.71% 3 year average

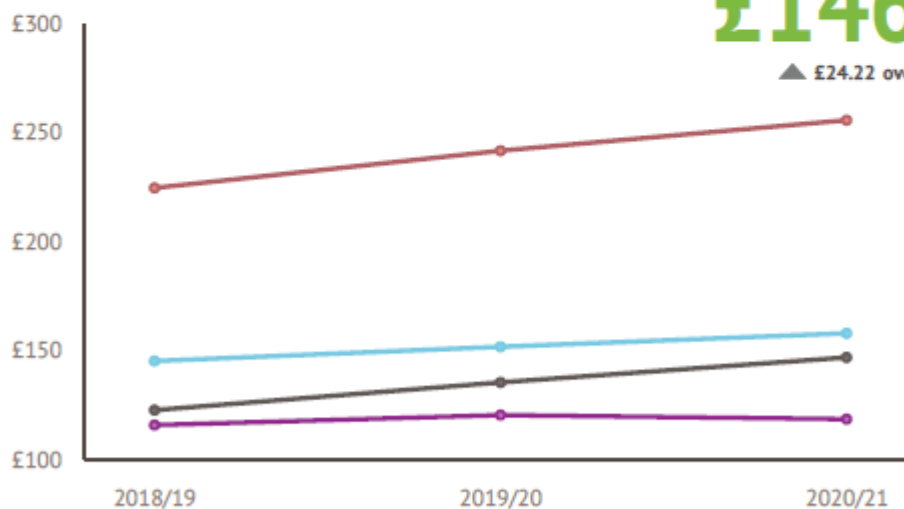


Premises staff accounted for 2.81% of total expenditure at Granby Primary School last year. This puts the school in the highest 37% of similar schools, the lowest 29% in Leicester, and the highest 37% of primary school nationally.

Last year, Granby Primary School spent £67,219 or £147 per pupil on premises staff. This is an increase of 8% from 2019/2020 and an increase of 17% from 2018/2019.

£146.77

▲ £24.22 over 3yrs



Key	2018/19	2019/20	2020/21	Trend
— School	£122.55	£135.30	£146.77	▲ £24.22
— Like You	£115.66	£120.26	£118.40	▲ £2.74
— LA	£224.69	£241.80	£255.84	▲ £31.15
— National	£145.11	£151.67	£157.87	▲ £12.76

What does Granby spend on other staff?

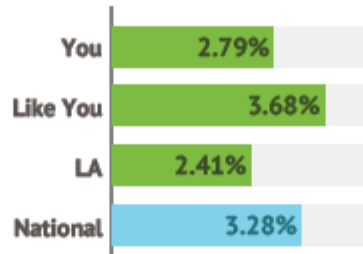
Staff

Other Staff Costs

Spend on Other Staff Costs as a Percentage of Total Spend

2.79%

- ▲ 0.14% from 2019/20
- ▲ 0.03% from 2018/19
- 2.73% 3 year average

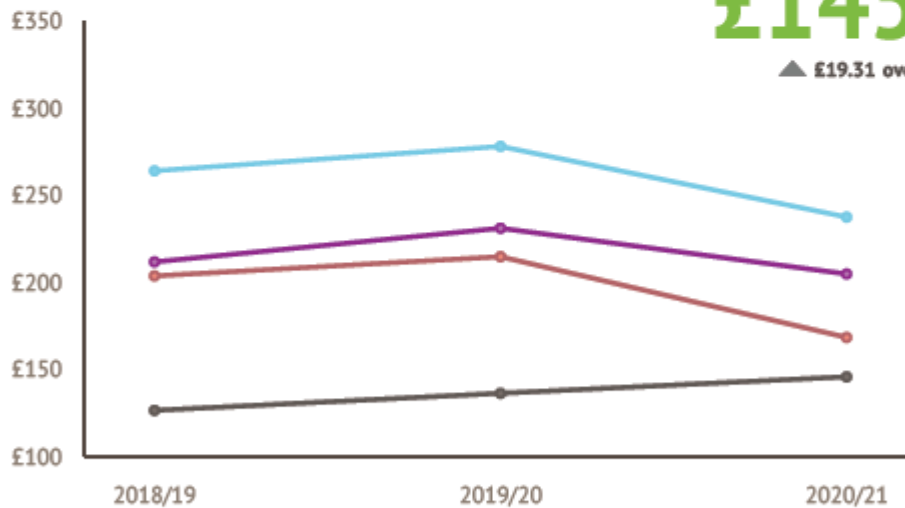


Other staff costs accounted for 2.79% of total expenditure at Granby Primary School last year. This puts the school in the lowest 33% of similar schools, the highest 38% in Leicester, and the lowest 46% of primary school nationally.

Last year, Granby Primary School spent £66,696 or £146 per pupil on other staff costs. This is an increase of 7% from 2019/2020 and an increase of 13% from 2018/2019.

£145.62

▲ £19.31 over 3yrs



Key	2018/19	2019/20	2020/21	Trend
— School	£126.31	£136.14	£145.62	▲ £19.31
— Like You	£211.64	£231.00	£204.70	▼ -£6.94
— LA	£203.57	£214.64	£168.23	▼ -£35.34
— National	£263.97	£278.02	£237.41	▼ -£26.56

How much does Granby spend on educational supplies?

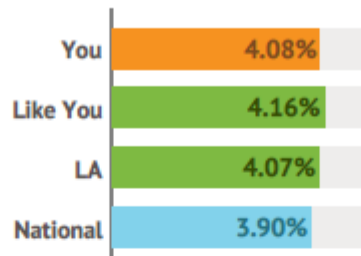
Supplies and Services

Educational Supplies

Spend on Educational Supplies as a Percentage of Total Spend

4.08%

▼ 2.05% from 2019/20
 ▼ 3.10% from 2018/19
 ▬ 5.80% 3 year average

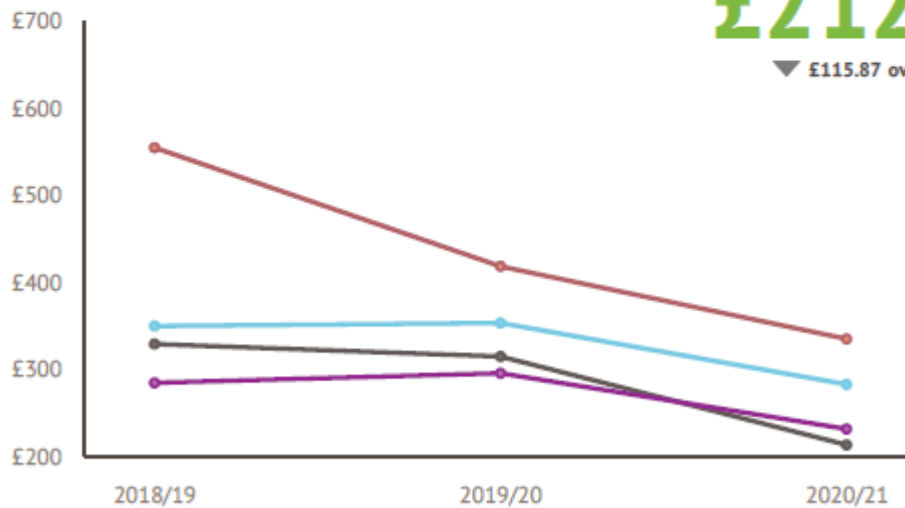


Educational supplies accounted for 4.08% of total expenditure at Granby Primary School last year. This puts the school in the highest 47% of similar schools, the highest 44% in Leicester, and the highest 40% of primary school nationally.

Last year, Granby Primary School spent £97,544 or £213 per pupil on educational supplies. This is a decrease of 32% from 2019/2020 and a decrease of 54% from 2018/2019.

£212.98

▼ £115.87 over 3yrs



Key	2018/19	2019/20	2020/21	Trend
School	£328.85	£314.53	£212.98	▼ -£115.87
Like You	£284.31	£295.34	£231.25	▼ -£53.06
LA	£554.60	£418.15	£334.74	▼ -£219.86
National	£349.53	£353.05	£282.48	▼ -£67.05